

7UHQFK 026 %DUULHU 6FKRWWN\ 5H

Features

- ‡ \$GYDQWUHQFK WHFKQRORJ\
- ‡ /RZRUZDWRGWDJH GURS
- ‡ /RZRZWRVVHV
- ‡ +LJHILFLHQF\ RSHUDWLRO
- ‡ /HDGH)HLQLVK &R#6OLDQW

Applications

- ‡ '&' &RQYHUWHUV
- ‡ \$&'&\$GDSWRUV
- ‡ 6ZLWFKRZHXSSOLHV
- ‡)UHHZKHHLRGLJ

Maximum ratings and electrical characteristics (TJ = 25°C unless otherwise noted)

3DUDPHWHU	6\PERO	/LPLW	8QLW
0D[LPHSHVSHUNYHYURQHW DJH	9550		9
0D[LPHYHURJHZDUG UHXJWHIQWG	,) \$9		\$
3HDN IRUZDWRUHQW VLQRDWHQZDYH VXSHULPQRDWHQRSHGLRGH	,) 60		\$
2SHUDWXQRDWRQRWRUDJH WDRSHUDWXQRH767*		WR	
7\SLFDO WKHUPDO UHVLVWDQFH SHU	GLSHQRXQWHG RQ)5		3&f% :

7 < 3 0\$?À

,QVWDQWDQHRRQWRUJZDUG
SHGLRGH

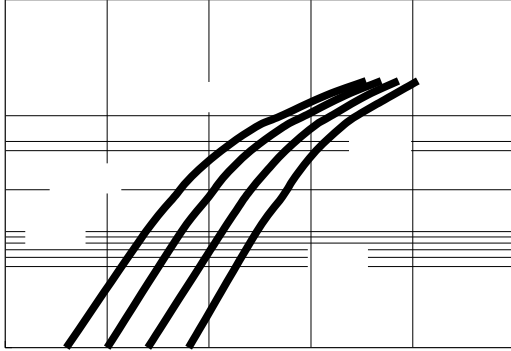
9)

1RWHV

3XOVH WHVSHXOVH ZLGWK GXW\F\FOH

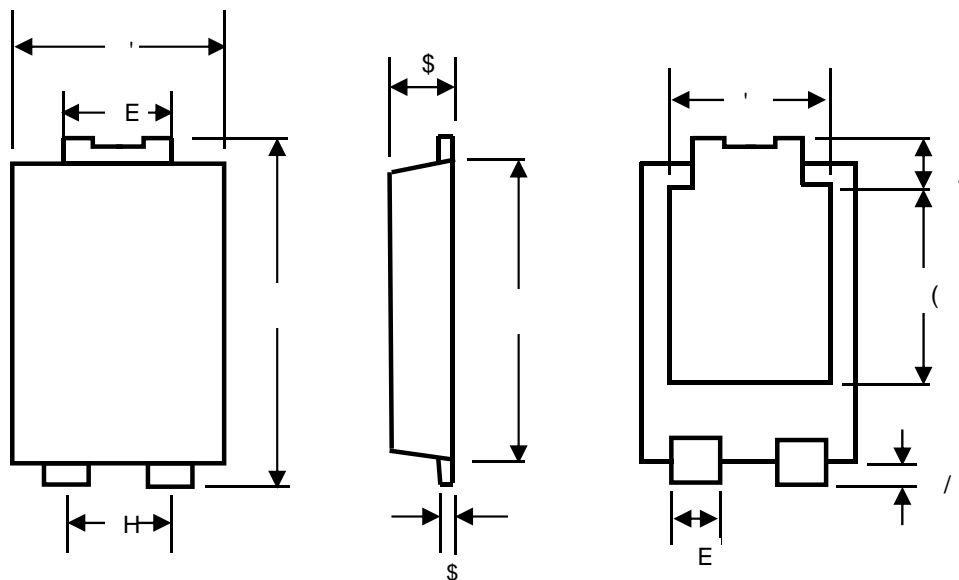
3XOVH WHVW 3XOPWH ZLGWK 0

RATINGS AND CHARACTERISTICS CURVES (TA = 25 °C unless otherwise noted)



PACKAGE OUTLINE DIMENSIONS

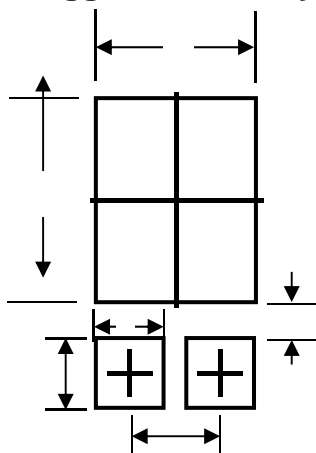
TO-277



TO-277 Mechanical Data

81,7		\$	\$	E	E	'	'	(((/	/
PP	PD[
	PLQ											
PLO	PD[
	PLQ											

7 2 Suggested Pad Layout



81,7		&	*	;	;		
PP	PLQ						
PLO	PLQ						

Marking Information

