

7UHQFK 026 %DUULHU 6FKRWWN\ 5H

DO-201AD

TSA /



Cathode ← Anode

Features

- ‡ \$GYDQWUHQFK WHFKQRORJ\
- ‡ /RZRZURGRWDJH GURS
- ‡ /RZRZURVVHV
- ‡ +LJKILFLHQF\ RSHUDWLRO
- ‡ /HDGHHLQLVK &R#6OLDQW

Applications

- ‡ '&' &RQYHUWHUV
- ‡ \$&'&GDSWRUV
- ‡ 6ZLWFKRZHXSSOLHV
- ‡ )UHHZKHHLRGRJ

Maximum ratings and electrical characteristics (T<sub>J</sub> = 25°C unless otherwise noted)

3DUDPHWHU		6\PERO	/LPLW	8QLW
0D[LPHSHVSHUNYHYURQWDJH		9550		9
0D[LPHYHURJHZDUG UFXEWHIQWG		,) \$9		\$
3HDN IRVZDUEBUHQW VLKDOHQZDYH VXSHULP&QDHYGRS&GLRGH		,) 60	5	\$
2SHUDMXQ&DQGRWRUDJH WHPSHUDW		X0H767°C	JH 0WR	f &
7\SLFDO WIKHULP&DOFH	'2 \$'	5\$-&		f & :
,QVWDQWDQHRROWRUJZDUG SHGLRGH	,) \$	7- f&	7 < 3	9
	,) \$	7- f&	0\$;	
	,) \$	7- f&		
	,) \$	7- f&		
,QVWDQWDQHRXUUSHOMRQW UDWHYHYURQWDJH	7- f&	,5		X\$
	7- f&			X\$

1RWHV

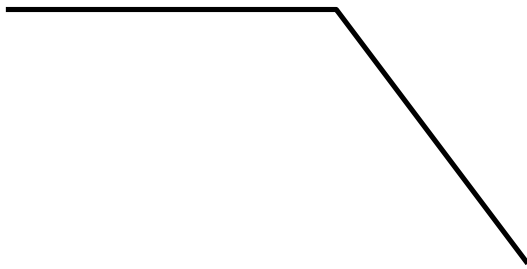
3XOVH WHV&XOVH ZLGWK GXW\F\FOH

3XOVH WHVW 3XOPH ZLGWK 0

## RATINGS AND CHARACTERISTICS CURVES

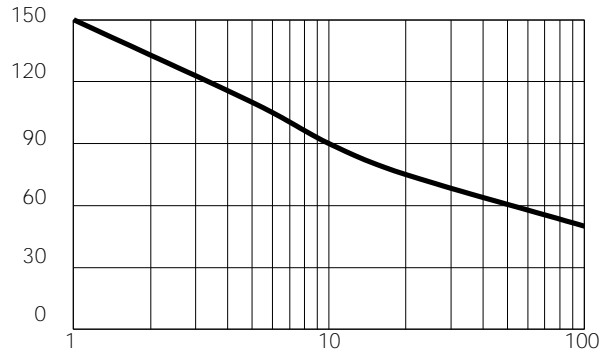
7\$

f & XQOHVQRWKBUZLVH

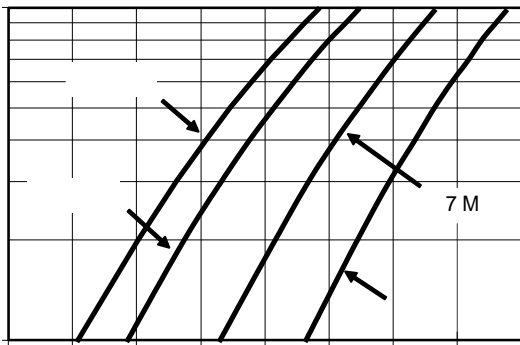


7F & DVH 7&HPS

3 HD)NR UZ D6UXGJ &HX U U \$ QW



1REU RI&OHV DW }-



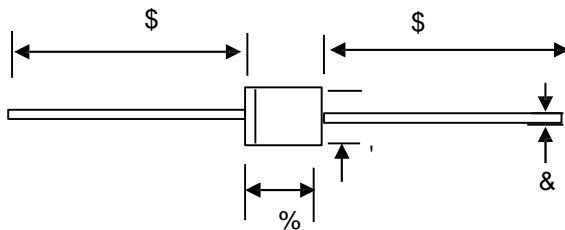
91 ,QVWDQWDQHRXV )RUZDUG 9ROWDJH P9 95 5HYHUVH 9ROWDJH 9ROWV



5HMVH 9ROWH9

**PACKAGE OUTLINE DIMENSIONS**

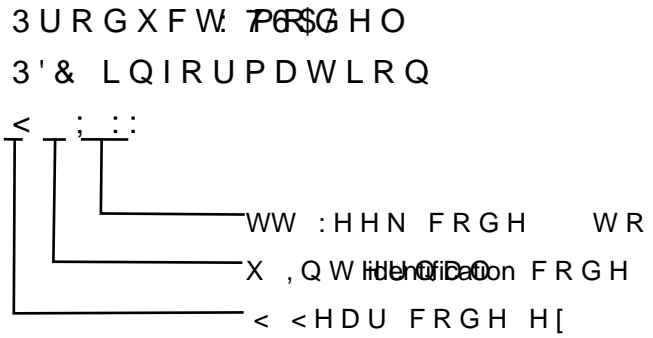
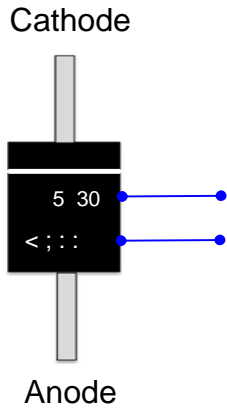
**DO-201AD**



'2 \$' PHFKD QLFWD

UNIT		\$	%		
P P	max			4	
	min			1	
P L O	max				
	min				

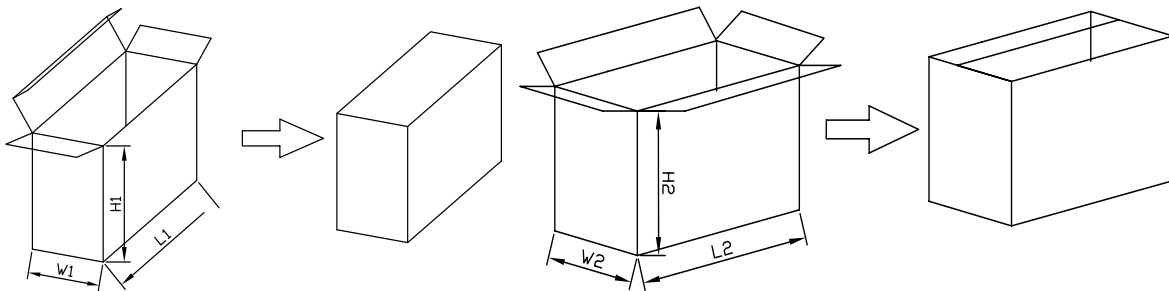
**Marking Information**



**Packaging Information**

1. Inside Box

2. Outside Box



**Packaging Information**

NO	UNIT	Inside Box			Outside Box		
		L1	W1	H1	L2	W2	H2
Size	mm	255	75	1	210	320	
QTY	PCS	Smallest package,1000PCS/carton			10,	1	