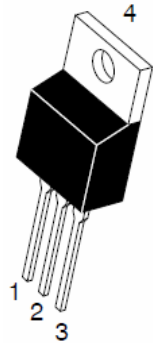
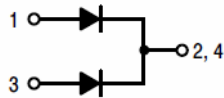


7 U H Q F K 0 2 6 % D U U L H U L B B K R W W N \ 5 H

TO-220AB
TSR / CT



ITO-220AB
TSR / CTF



Features

- ‡ \$ G Y D Q W U H C Q F K W H F K Q R O R U \
- ‡ / R Z R U Z D Y B G W D J H G U R S
- ‡ / R Z R Z I O U V V H V
- ‡ + L J H I L F L H Q F \ R S H U D W L R Q
- ‡ / H D G H H L Q L V K & R P 6 O L D Q W

Applications

- ‡ ' & ' & R Q Y H U W H U V
- ‡ \$ & ' & \$ G D S W R U V
- ‡ 6 Z L W F X R Z H X S S O L H V
- ‡) U H H Z K H ' H L Q L G H V

Maximum ratings and electrical characteristics (T_J = 25°C unless otherwise noted)

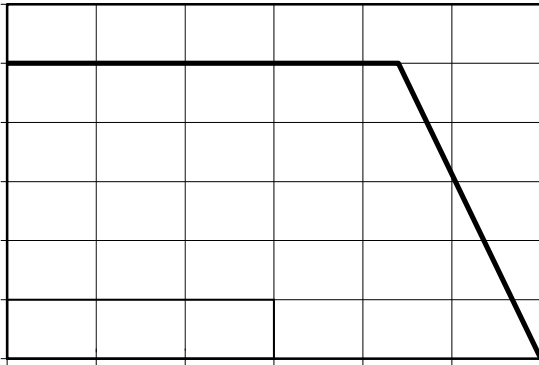
3 D U D P H W H U	6 \ P E R O	/ L P L W	8 Q L W
0 D [L P X P H S H V S I M U Y Y H Y U R O H W D J H	9 5 5 0		9
0 D [L P X P Y H U D R U H Z D U G U F X E W H I 3 W G) \$ 9		\$
G H Y L F H			
3 H D N I R V Z D U B 8 U U H Q W V L C D O H Q H Z D Y H) 6 0		\$
V X S H U L P S R V H G R S C G U D R V G H G			

1 R W H V

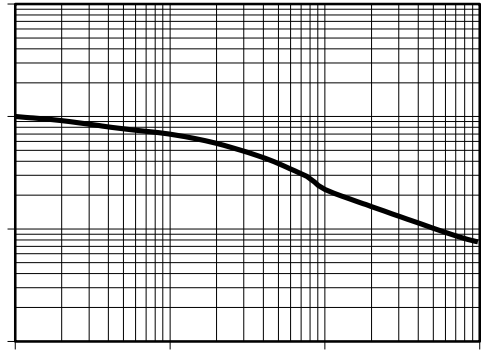
3 X O V H W H V V 3 X O V H Z L G W K G X W \ F \ F O H

3 X O V H W H V W 3 X O P V H Z L G W K 0

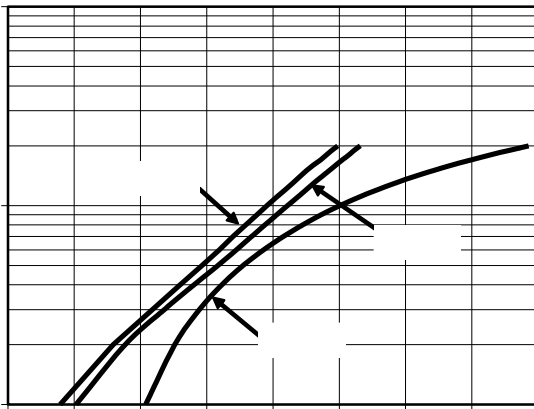
RATINGS AND CHARACTERISTICS CURVES 7\$ f & XQOHVQRWKBUZLVH




Current Derating, Case



Typical Junction Capacitance

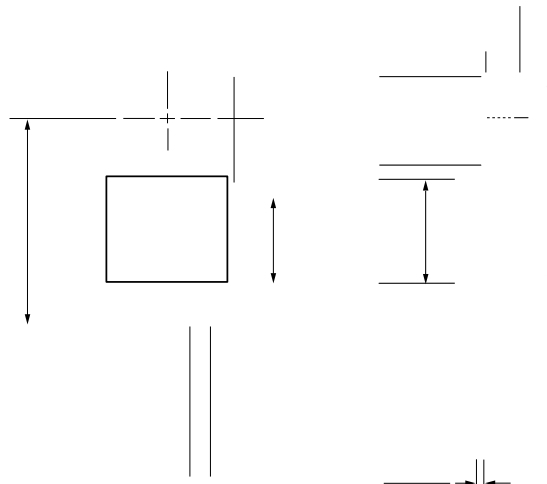


Typical Forward Voltage



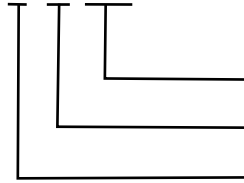
Typical Reverse Current

PACKAGE OUTLINE DIMENSIONS



Marking Information

77



Packaging Information

