

7UHQFK 026 %DUULHU 6FKRWWN\ 5H

DO-201AD

TSA /



Cathode \leftarrow Anode

Features

- ‡ \$GYDQWUHQFK WHFKQRORJ\
- ‡ /RZRZURGRWDJH GURS
- ‡ /RZRZURVVHV
- ‡ +LJKILFLHQF\ RSHUDWLRO
- ‡ /HDGHHLQLVK &RPSOLDQW

Applications

- ‡ ' & ' & RQYHUWHUV
- ‡ \$ & ' & GDSWRUV
- ‡ 6ZLWFKRZHS SOLHV
- ‡)UHHZKHHLRGRJ

Maximum ratings and electrical characteristics (T_J = 25°C unless otherwise noted)

3DUDPHWHU		6\PERO	/LPLW	8QLW
0D[LPHSHVSHUNYHYURQWDJH		9550		9
0D[LPHYHURJHZDUG UFXEWHIQWG		,) \$9		\$
3HDN IRVZDUEBUHQW VLQDQHQZDYH VXSHULPSHQHVRSGGLRGH		,)60		\$
2SHUDMXQEDQGRWRUDJH WHPSHUDW		X0H76D°C	JH WR	f &
7\SLFDO WIKHURVDOHFH		'2 \$'	5\$-&	f & :
,QVWDQWDQHRROWRUJZDUG SHGLRGH	,) \$	7- f &	7 < 3	0\$;
	,) \$	7- f &		
	,) \$	7- f &		
	,) \$	7- f &		
,QVWDQWDQHRXUUSHQHRQW UDWHYHYURQWDJH	7- f &	,5		X\$
	7- f &			X\$

1RWHV

3XOVH WHVVSXOVH ZLGWK GXW\FFOH

3XOVH WHVW 3XOPH ZLGWK 0

RATINGS AND CHARACTERISTICS CURVES 7 \$

f & X Q O H V Q R W K B U Z L V H

c

200
180
160
140
120
100
80
60
40
20
0

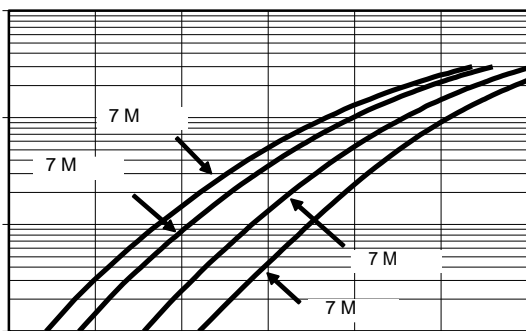
c

1 10 60 100

7 F & D V H 7 & H P S

Current Derating, Case

Maximum Repetitive Surge Current



1 PÄ •uh7bil m] @ xR39•D'6-P 3 & P

?

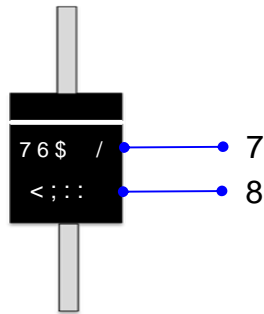
?

PACKAGE OUTLINE DIMENSIONS



0DUNLQJ ,QIRUPDWLRQ

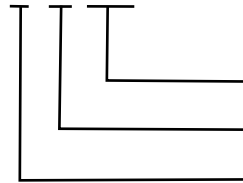
&DWKRGH



\$QRGH

73URGXFW PRGH

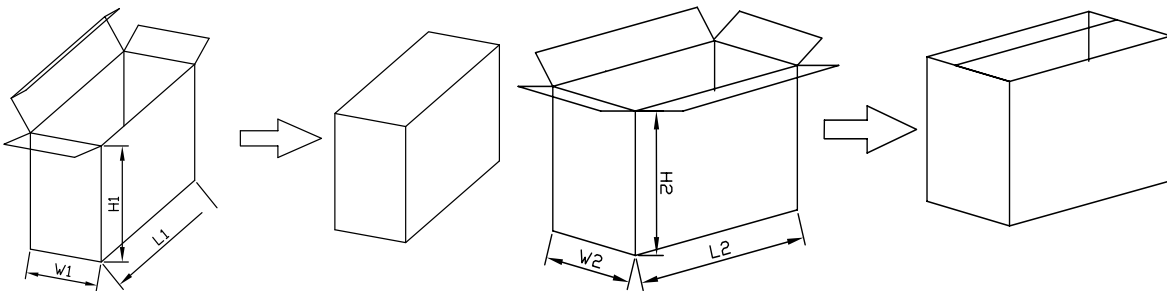
83'& LQIRUPDWLRQ



3DFNDJLQJ ,QIRUPDWLRQ

,QVLGH %R[

2XWVLGH %R[



3DFNDJLQJ ,QIRUPDWLRQ

12	81,	,QVLGH %R[2XWVLGH %R[
		/	:	+	/	:	+
6L]H	PP						