

7 UHQFK 026 %DUULHU 6FKRWWN\ 5H

Features

- ‡ \$GYDQWUHQFK WHFKQRORJ\
- ‡ /RZRUZDWRGWDJH GURS
- ‡ /RZRZDWRVVHV
- ‡ +LJHILFLHQF\ RSHUDWLRO
- ‡ /HDGH)HLQLVK &R#6OLDQW

Applications

- ‡ '&' &RQYHUWHUV
- ‡ \$&'&\$GDSWRUV
- ‡ 6ZLWF&RZD&XSSOLHV
- ‡)UHHZKH'HL&GQJ

Maximum ratings and electrical characteristics (TJ = 25°C unless otherwise noted)

3DUDPHWHU	6\PERO	/LPLW	8QLW
0D[LPLXPHSHVSHUNYHYURQHW DJH	9550	SHDN	

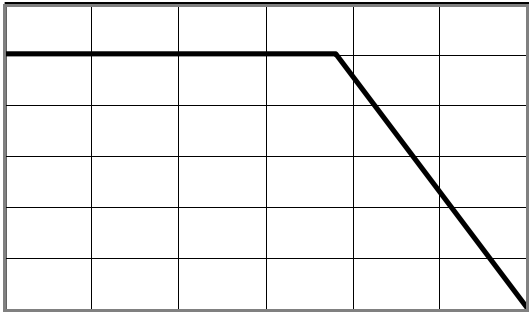
1RWHV

3XOVH WHVVSXOVH ZLGWK GXW\F\FOH

3XOVH WHVW 3XOPWH ZLGWK 0

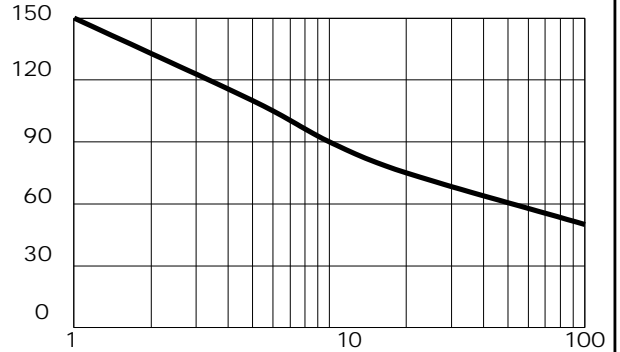
RATINGS AND CHARACTERISTICS CURVES

7\$ f & X Q @ M K H Q Z L W H H G

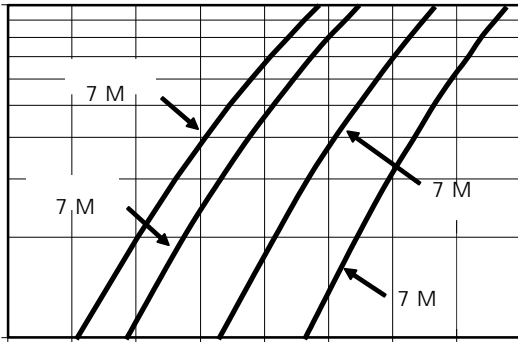


7 F & DVH^R 7 HPS

Current Derating, Case




Maximum Repetitive Surge Current



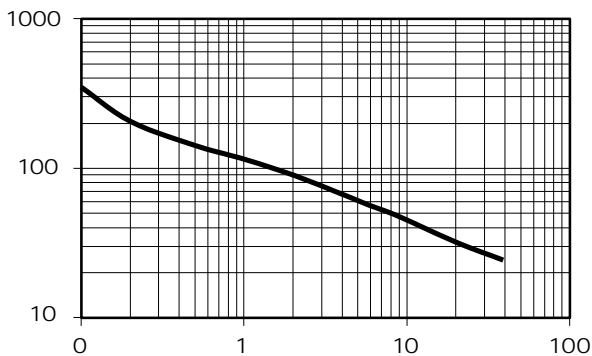
9 I , Q V W D Q W D Q H R X V) R U Z D U G

Typical Forward Voltage



9 R O W D J H P 9 5 H Y H U V H 9 R O W D J H 9 R O W

Typical Reverse Current



Typical Junction Capacitance

PACKAGE OUTLINE DIMENSIONS

1 R W H X Q L W , Q P P

0DUNLQJ ,QIRUPDWLRQ

7: &RPSDQ\ V WUDGHPDUN
83URGXFW PRGHO 765 / '
93' & LQIRUPDWLRQ

