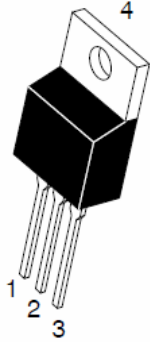
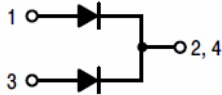


7 UHQFK 026 %DUULHU 6FKRWWN\ 5H

TO-220AB
TSR20V100CT



ITO-220AB
TSR20V100CTF



Features

- ‡ \$GYD QWUHQFK WHFKQRORJ\
- ‡ /RZRZUZYR GWDJH GURS
- ‡ /RZRZUZYR VVHV
- ‡ +LJKILFLHQF\ RSHUDWLRO
- ‡ /HDGHJHLQLVK &R#6OLDQW

Applications

- ‡ '&' & RQYHUWHUV
- ‡ \$&' \$GDSWRUV
- ‡ 6ZLWFKRZHXSSOLHV
- ‡)UHHZKHHLRGLQJ

Maximum ratings and electrical characteristics (T_J = 25°C unless otherwise noted)

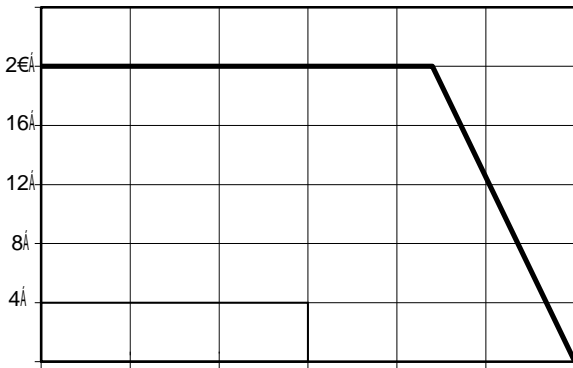
3DUDPHWHU		6\PERO	/LPLW	8QLW
0D[LPXPHSHVSHUNYHYURQHW DJH		9550		9
0D[LPXPHYUDRJRZDUG UFXEWHIHWG SHGLRGH		,) \$9		\$
3HDN IRVZDUEBUUHQW VLQDQH ZDYH VXSHULPSRVHGRFSCGLRGH		,)60		\$
2SHUDMXQDQLRQWRUDJH WHPSHUDW XUH 0DQJH WR				f&
7\SLRDKHUPDO USHVULVQHDQFH		72 \$% ,72 \$%		f& : f& :
,QVWDQWDQHRRQWRUJZDUG SHGLRGH	,) \$	7- f&	7<3	0\$;
	,) \$	7- f&		
	,) \$	7- f&		
	,) \$	7- f&		
,QVWDQWDQHRXUUSHGMHRCWH UDWHYHYURQHW DJH	7- f&	,5		X\$
	7- f&			P\$

1RWHV

3XOVH WHVVSXOVH ZLGWK GXW\F\FOH

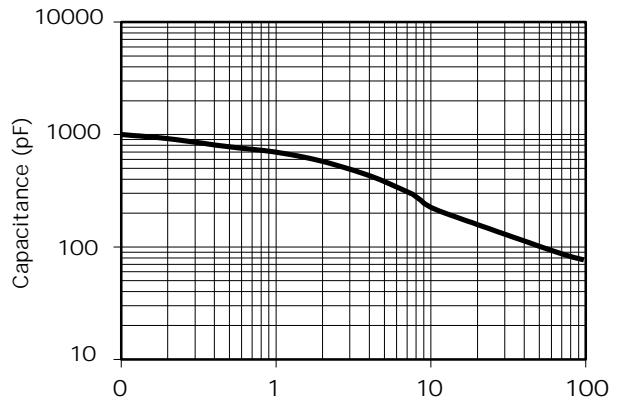
3XOVH WHVW 3XOPVH ZLGWK 0

RATINGS AND CHARACTERISTICS CURVES (TA = 25 °C unless otherwise noted)



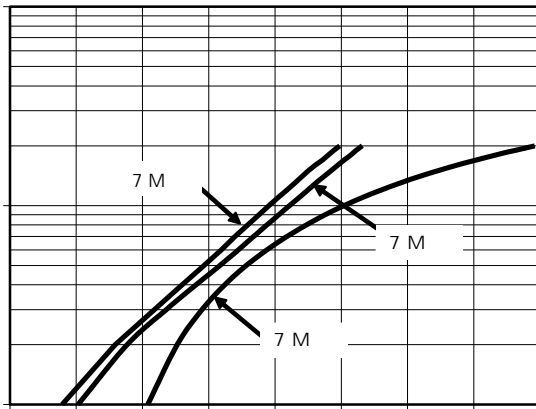
7 F & D V H^R & 7 H P S

Current Derating, Case



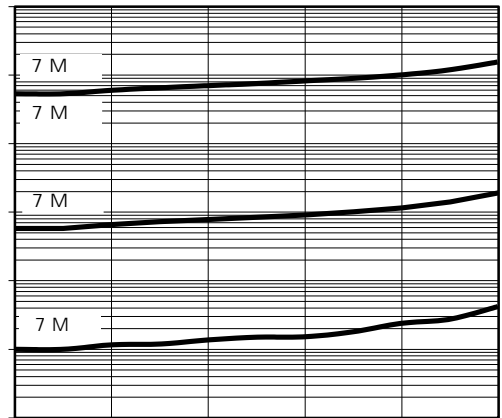
Reverse Voltage (V)

Typical Junction Capacitance



9 1 , Q V W D Q W D (H R F O X W D) J I R U Z P Q J G

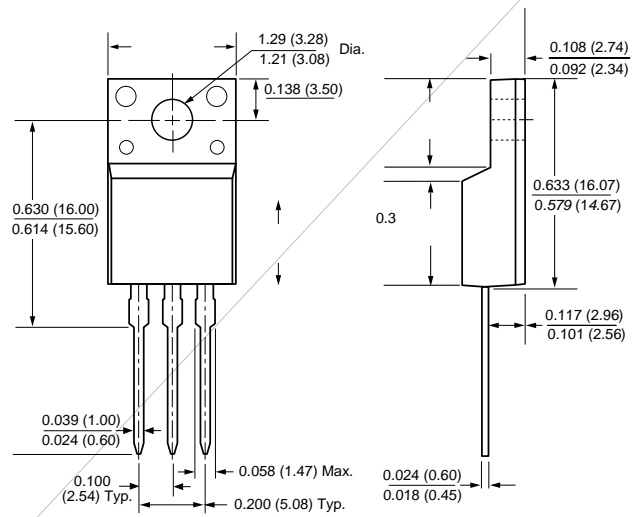
Typical Forward Voltage



9 5 5 H Y H U V H 9 R O W D J H 9 R O W V

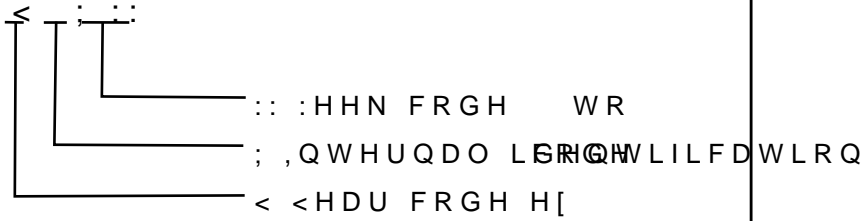
Typical Reverse Current

PACKAGE OUTLINE DIMENSIONS



Marking Information

3 URGXFW 7620V or TSR20V100CTF
3' & LQIRUPDWLRQ



Packaging Information

7XEH 'LPHQVLRQV

,QVLGH %R[

2XWVLGH %R[

Packaging Information

12	81,;	7XEH 'LPHQVLR	,QVLGH	2XWVLGH %R[
----	------	---------------	--------	-------------

6L]H PP \$ % / : + !@ ` \$3 D „€ Val% € u ód2e